



EXPERIENCE RATING AND PRE-PAYMENT VERIFICATION

AN OVERVIEW OF THE RAILROAD UNEMPLOYMENT
INSURANCE ACT (RUIA) CLAIMS PROCESS AND
EXPERIENCE RATING SYSTEM

OVERVIEW

- RUIA Benefits Definitions
- Qualifying for Benefits
- Applications and Claims Processing
- Pre-Payment Verification
- Reconsideration Process
- Experience Rating
- Resources for Employers



RUIA BENEFITS DEFINITIONS

- **Unemployment Insurance (UI)**
 - Benefits payable to claimants who are not working but are ready, willing, and able to work
- **Sickness Insurance (SI)**
 - Benefits payable to claimants who are unable to work due to illness or injury
- **Benefit Year (BY)**
 - 12-month period, generally beginning July 1 and ending June 30 the following year
- **Base Year**
 - Calendar Year (CY) immediately preceding the benefit year (January – December)



QUALIFYING FOR BENEFITS – CURRENT BENEFIT YEAR (BY)

- Current Benefit Year (BY24) began July 1, 2024 and ends June 30, 2025
- Need earnings of \$4,737.50 in Base Year (Calendar Year 2023)
 - Counting no more than \$1,895 in earnings per month
- New employee also needs 5 months of creditable service in base year (2023), if it is their first year of railroad work

Note: The amount of compensation required in a base year to qualify for benefits is not less than 2½ times the monthly compensation (earnings) base



QUALIFYING FOR BENEFITS

Benefit Year (BY) (July 1 – June 30)	Base Year (Calendar Year before BY)	RUIA Earnings Needed to Qualify	Monthly Base Year Compensation Amount
2024	2023	\$4,737.50	\$1,895.00
2023	2022	\$4,387.50	\$1,755.00
2022	2021	\$4,275.00	\$1,710.00
2021	2020	\$4,137.50	\$1,655.00

Employees must also have 5 creditable months of railroad service, if the base year is their first year working for a covered employer



BENEFIT RATES AND DURATION

- **Waiting Period**
 - First 7-Days withheld to satisfy the waiting period requirement
- **Daily Benefit Rate**
 - Currently \$94.00 /day
 - Sequestration of 5.7% is applied to benefits until 2032 or when the law changes
- **Duration of Benefits**
 - Normal Benefits – Maximum of 130 Days
 - Extended Benefits for those who exhaust
 - Must have 120 creditable railroad service months



APPLICATIONS AND CLAIMS PROCESSING

- **Forms** are considered filed when they are received at an office of the RRB
 - Postmark date may also be considered
- **Unemployment Benefits:**
 - Application – Form UI-1
 - Claim – UI-3
- **Sickness Benefits:**
 - Application – Form SI-1AB
 - Claim – Form SI-3
- **UI-1, UI-3, and SI-3** may be filed online
 - Employees must establish an account through myRRB by:
 - Visiting **www.rrb.gov/Benefits/myRRB** and
 - Clicking on the button labeled “**Sign in with LOGIN.GOV**”
 - Password Request Code (PRC) can be requested online if the claimant is unable to use LOGIN.GOV



ACCESSING myRRB THROUGH WWW.RRB.GOV

Search



myRRB



U.S. Railroad Retirement Board

[Our Agency](#)

[Benefits](#)

[Employers](#)

[Resources](#)

[Financial & Reporting](#)

[Newsroom](#)

[Field Office Locator](#)

[FAQ](#)



Q&A: Comparison of Benefits Paid by RRB and SSA

This edition of our questions and answers series examines how age requirements, payroll taxes, and benefits payable differ between the railroad retirement and social security systems.

[Read More](#)

Benefit Information



Retirement

Benefits for retired railroad employees and their families.



Survivor

Benefits for survivors of deceased railroad employees.



Unemployment

Benefits for unemployed railroad workers.



Sickness

Benefits for railroad employees unable to work because of illness or injury.



Disability

Total and occupational disability benefits for railroad employees.



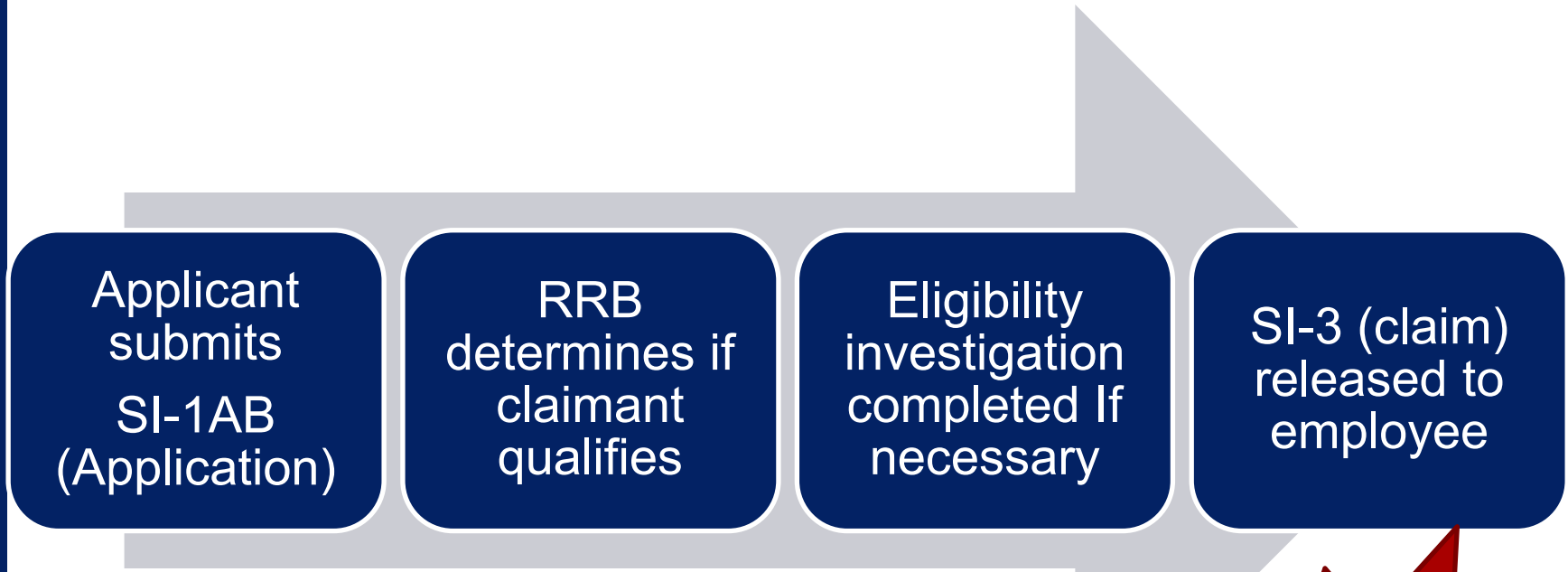
myRRB

Secure service options for conducting personal business with us online.



Railroad Retirement Board – Benefitting the Rail Industry Since 1935

SICKNESS APPLICATION PROCESSING



Sickness applications (SI-1AB) must be filed within 10 days of the first day an employee wants to begin claiming benefits to be considered timely

SI-1AB must be filed by paper/mail



UNEMPLOYMENT APPLICATION PROCESSING

Applicant
submits UI-1
(Application)

RRB
determines
if claimant
qualifies

Eligibility
investigation
completed If
necessary

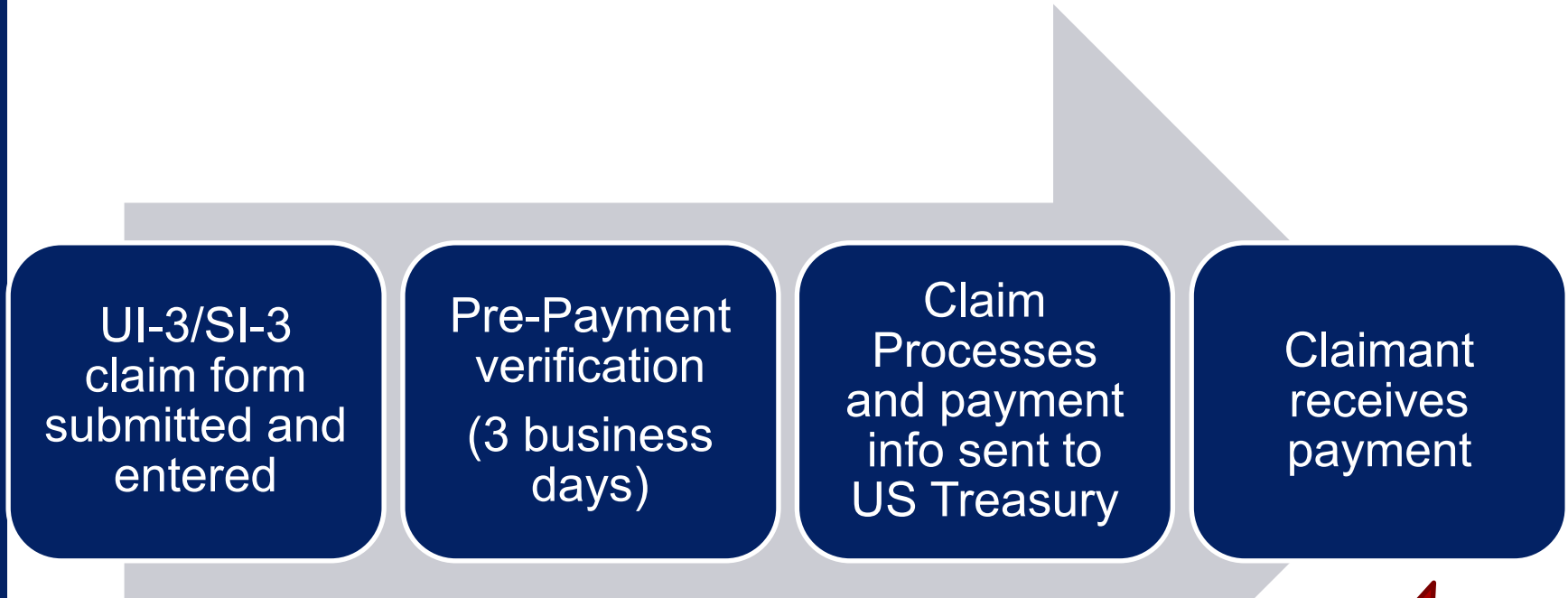
UI-3 (claim)
released to
employee

Unemployment applications (UI-1) must be filed within 30 days of the first day an employee wants to begin claiming benefits

UI-1 may
be filed
online or by
paper/mail



RUIA CLAIMS PROCESSING



UI-3 claims must be received within 15 days *
SI-3 claims must be received within 30 days *

* # of days from the last day in the claim period or from the date mailed to the claimant



ELIGIBILITY CONSIDERATIONS

- Able/Available for Work
- Remuneration / Earnings Test
- Social Insurance Offsets
- Pay for Time Lost / Injury Settlements
- Voluntary Quit (VQ)
 - Good Cause
 - Not Good Cause
 - Not VQ
- Separation Allowance
 - May be considered VQ
 - Disqualification Period



PRE-PAYMENT VERIFICATION PROCESS



PRE-PAYMENT VERIFICATION

Overview:

- Definition of Pre-Payment Verification
- Methods of Notification
- Who Receives Pre-Payment Notices?
- Time Frame for Responding
- Information Employers Should Provide...



PRE-PAYMENT VERIFICATION

What is Pre-Payment Verification?

- Pre-Payment verification allows employers to provide information to assist the RRB in determining if sickness or unemployment benefits are payable



PRE-PAYMENT VERIFICATION

Methods of Notification

ID-4K Pre-Payment Notice of Employee's Application and Claims for Benefits under the RUIA

- Form ID-4K (Paper)
- File Transfer Protocol (FTP)
 - Electronic Transmission
 - BN, UP, NS, CSX (*only four railroads receive the FTP*)
- Employer Reporting System (ERS)



PRE-PAYMENT VERIFICATION

Who Receives Pre-Payment Notices?

- Notices for **unemployment** benefit claims are sent to the last employer because that employer can verify the reason for unemployment and report any remuneration that may be paid
- Notices for **sickness** benefits are sent to the base year employer because most often the last employer and the base year employer are the same



PRE-PAYMENT VERIFICATION

Time Frame for Responding

- **3 Business Days...**
 - From the day the RRB transmits the file
 - Does not include weekends and Federal holidays



PRE-PAYMENT VERIFICATION – ID-4K

Information Employers Should Provide...

UI:

- Erroneous days claimed
- Reason for unemployment is incorrect
- Voluntarily absent from work
- Refusal of suitable work
- Claimed unemployment benefits while sick

SI:

- Erroneous days claimed
- Claimed sickness benefits when they were able to work



FORM ID-4E NOTICE OF RUIA CLAIM DETERMINATIONS

Methods of Notification

Once a claim is paid, an ID-4E is released

- Form ID-4E (Paper)
- File Transfer Protocol (FTP)
 - Electronic Transmission
 - BN, UP, NS, CSX (*only four railroads receive the FTP*)
- Employer Reporting System (ERS)



RECONSIDERATION PROCESS



RECONSIDERATION PROCESS – OVERVIEW

- The initial determination is made to pay or deny benefits
- A reconsideration (recon) request may be filed within 60 days of the initial determination (Field Service handles UI and the Recon Unit handles SI)
- An appeal may be filed with the Hearings and Appeals (H&A) Unit within 60 days of the recon decision using HA-1 (Claimant) / HA-1EMP (Employer)
- An appeal may be filed with the Board within 60 days of the H&A decision using HA-1 (Claimant) / HA-1EMP (Employer)
- An appeal may be filed with the US Court of Appeals within 90 days of the Board decision



RECONSIDERATION PROCESS

UNEMPLOYMENT - EMPLOYERS

Employer Files Recon

- Written request for reconsideration filed at RRB.
- Typically, after a Pre-Payment / Post-Payment process.
- Employer provides information advising why they believe the claimant should be denied day(s).

Field Service – HQ processes Recon

- Field Service – HQ reviews case to determine if day(s) should be denied or initial determination to pay sustained and then the employer is notified. If denied, the claimant is notified, and action is taken to recover erroneous benefits. If Field Service sustains initial determination to pay, the employer may appeal.


RRB–H&A, Board, US Court of Appeals

- Employer files appeal with Hearings and Appeals (H&A) using form HA-1 EMP within 60 days of the recon decision notice. H&A Unit reviews the case to determine if benefits should be allowed or denied. Employer is notified and appropriate action is taken to recover benefits and notify claimant, if necessary.
- Employer may further appeal through the RRB Board and US Court of Appeals.



FINDING THE HA-1EMP ON WWW.RRB.GOV: EMPLOYERS, FORMS, RAIL

Search myRRB



U.S. Railroad Retirement Board

Our Agency Benefits Employers Resources Financial & Reporting Newsroom Field Office Locator FAQ








Rail Em

Employer Online Services
Forms **Rail** Labor
Reporting Instructions
Publications

Home / Employers / Forms /

Rail Employer Reporting Forms

Rail Employer Reporting Forms

Form No.	Form Name	Pages
 AA-12 (48.94 KB)	Notice of Death and Request for Service Needed for Eligibility (01-19)	2
 BA-11 (582.77 KB)	Report of Gross Earnings (01-12)	3
 BA-12 (211.27 KB)	Application for Employer Reporting Internet Access (08-22)	3
 BA-15 (21.72 KB)	Report of Stock Options and Other Payments (12-21)	3
 BA-3 (694.89 KB)	Annual Report of Creditable Compensation (01-12)	4
 BA-4 (707.81 KB)	Report of Creditable Compensation Adjustments (01-12)	4
 BA-6 (640.05 KB)	Certificate of Service Months and Compensation (06-24)	2



**BASE-YEAR EMPLOYER APPEAL
UNDER THE
RAILROAD UNEMPLOYMENT
INSURANCE ACT**

IMPORTANT: PLEASE READ
PROGRAM LETTER 2005-01
BEFORE COMPLETING THIS FORM

Available at
www.rrb.gov

PRINT NAME OF BASE-YEAR EMPLOYER

PRINT NAME AND ADDRESS OF THE RAILROAD OFFICIAL FILING THIS APPEAL

TELEPHONE NUMBER

()

INFORMATION ABOUT RAILROAD EMPLOYEE CLAIMANT

PRINT NAME (First, Middle Initial, Last)

SOCIAL SECURITY NUMBER

PRINT ADDRESS (Number, Street/Apt. No., P.O. Box)

TELEPHONE NUMBER

()

CITY

STATE

ZIP CODE

COMPLETE EITHER ITEM A OR B BELOW:

- A. I hereby appeal the reconsideration decision reported in a letter dated _____
- B. I hereby appeal the hearings officer's decision reported in a letter dated _____

This appeal is based on what I believe to be mistakes of fact or errors of law. Details of these mistakes are as follows:

(Attach Additional Sheets If Necessary)

I INTEND TO SUBMIT ADDITIONAL EVIDENCE AS FOLLOWS: (if none, so state)

(Please see 20 CFR 320.40(a) of the Railroad Retirement Board's Regulations)

THIS FORM SHOULD BE SENT TO THE BUREAU OF HEARINGS AND APPEALS, RAILROAD RETIREMENT BOARD, 844 NORTH RUSH STREET, CHICAGO, ILLINOIS 60611-2092, OR TO ANY OFFICE OF THE RAILROAD RETIREMENT BOARD. SEE PROGRAM LETTER 2005-01 FOR INFORMATION ON TIME LIMITATIONS.

IF RAILROAD IS REPRESENTED:

Name of Representative: _____

Address: _____

Telephone No.: () _____

Attorney Non-Attorney

SIGNATURE OF RAILROAD OFFICIAL

DATE SIGNED

EXPERIENCE RATING



HISTORY OF THE RUIA EXPERIENCE RATING SYSTEM

Background

- In the early 1980's, a recession threw large numbers of rail employees out of work. The Railroad Unemployment Insurance (RUI) Account was unable to cover this heavy volume of benefit payments and had to borrow from the Railroad Retirement Account to pay unemployment and sickness benefits. Although employers eventually paid back this loan from the retirement account, the need to borrow showed that the RUI program had funding problems. Therefore, experience rating provisions were written into the 1988 RUIA amendments to ensure that the RUI Account could meet its benefit obligations. The first experience-based rates were calculated for calendar year 1991.

Experience Rating Provisions

- Before experience rating, all employers paid the same unemployment tax rate. Under experience rating, employers pay variable tax rates that range from 0.65 to 12.00 percent. Employers pay RUI tax on the compensation they report for their employees. This payroll tax funds the unemployment and sickness benefit program. A portion (0.65 percent) of that tax or **contribution** goes into the RUI administrative fund, which pays the program's operating expenses.



HISTORY OF THE RUIA EXPERIENCE RATING SYSTEM

RUI Funding

- The experience rating system has built-in safeguards to keep it solvent. For instance, if the RUI Account becomes low in funding, a surcharge is added to all employers' rates to put money back into the account quickly. In contrast, if the account is over-funded, all employers share a pooled credit, which lowers their tax rates.

Contribution Rates

- To determine an employer's contribution rate, we charge them for each claim paid to one of their employees. (We notify the employer of every claim paid via Form ID-4E). Likewise, we credit the employer if we recover the benefits for any reason. We compare the net benefits we paid their employees with the amount of RUI tax they paid. Their RUI tax rate varies each year based on the comparison. We issue annual tax rates by October 15, applicable for the following calendar year.



EXPERIENCE RATING

Benefit Charging

Single Base Year Employer

- In general, all benefits paid to an employee are charged to their base year employer. This method corresponds with the fact that qualification for benefits is based upon an employee's service months and RUIA compensation with the base year employer. This holds true even if the employee is no longer employed by the base year employer during the benefit year for which the employee receives benefits. A benefit year begins each July 1. The base year is the previous calendar year.
 - *For example, John worked for ABC RR in 2023. In January 2024, he worked for XYZ RR and was terminated June 30. John applies for and receives unemployment benefits in the benefit year that begins July 1, 2024. We will charge ABC RR for the benefits paid to John.*



EXPERIENCE RATING

Multiple Base Year Employers

- If the last employer recorded on a claim for benefits was also the last base year employer, benefits payable are charged to that employer until the amount of benefits allocated to that employer equals the amount of compensation reported by that employer. Any other base year employers are then charged similarly in reverse chronological order of the date the employee last worked for those employers. In all other cases, benefit charges are pro-rated among base year employers according to their share of the base year compensation.

Example of Chronological Charge

- If an employee is laid off from Employer A in August 2024 and Employer A was also the last employer in 2023, then Employer A is charged for the benefits paid. If the benefits charged to Employer A exceeds the 2023 compensation for the employee, benefits are charged to the employer for whom the employee worked for in 2023 before Employer A, if any.

Example of Pro-rated Charge

- An employee works for Employer A in January 2023 and earns \$1,895 in creditable RUIA compensation. The employee also works for Employer B from April through December 2023 and earns \$17,055 in creditable RUIA compensation. The employee works for Employer A from January to July 2024, at which time the employee is laid off and begins receiving unemployment benefits. The benefits are charged to the two base year employers in proportion to the base year compensation reported for the employee. Employer A is charged 1/10th and Employer B is charged 9/10th of each benefit payment.



EXPERIENCE RATING

- If benefits charged exceed the reported base year compensation for all base year employers, the remainder of the benefits are charged to the system unallocated charge balance.
 - **Exceptions**
 - Benefits are NOT charged to a base year employer if:
 - Benefits are paid because of a strike; or
 - Benefits are paid to a claimant whose employer is defunct.
 - The above benefits are charged to the system unallocated charge balance.
 - **Charge Notice**
 - Form ID-4E (Notice of RUIA Claim Determinations), or the equivalent notice is sent via FTP or ERS, to notify the employer(s) of the benefit charges.



EXPERIENCE RATING

Rate Determination Overview

- **Components of Experience Based Contribution Rate** – An employer's rated contribution rate is based on benefit charges, expenses, and credits identified below. The first three charges are used in the calculation of the basic contribution rate. The remaining are adjustments to the rate. Section 8(a)(1)(C) identifies eight steps in the calculation of the contribution rate which are described in the next section.
- **Basic Employer Contribution Rate**
 - The Basic Contribution Rate consists of three components:
 - 1) Allocated-Experience Component
 - 2) Unallocated-Experience Component
 - 3) Pooled Charged or Risk-Shared Benefits Component



EXPERIENCE RATING

Overall Contribution Rate

- The Overall Employer Contribution Rate consists of the basic contribution rate plus adjustments, as applicable, for the following:
 - **Administrative Expense**
 - **Pooled Charge** (*if applicable*)
 - **Surcharge** (*if applicable*)



EXPERIENCE RATING

Final Rate Adjustment

All contribution rates are adjusted for the minimum and maximum rates in effect at the time.

IF surcharge is...	THEN rate is...
0%	Minimum: 0.65%
	Maximum: 12.0%
1.50%	Minimum: 2.15%
	Maximum: 12.0%
2.50%	Minimum: 3.15%
	Maximum: 12.0%
3.50%	Minimum: 4.15%
	Maximum: 12.5%



RUIA EXPERIENCE RATING – DETERMINING THE SURCHARGE RATE

RUI Account Balance* (thresholds are indexed)	Surcharge Rate	Minimum RUIA Contribution Rate	Maximum RUIA Contribution Rate
Above \$250 million	Pooled Credit (variable)	0.65%	12.0%
Above \$100 M – below \$250 M	0%	0.65%	12.0%
Above \$50 M – below \$100 M	1.50%	2.15%	12.0%
Above \$0 – below \$50 M	2.50%	3.15%	12.0%
Less than \$0	3.50%	4.15%	12.5%

- The Railroad Unemployment Insurance Act (RUIA) provides for the addition of a surcharge to the RUIA contribution rate, if the accrual balance in the RUI Account falls below certain *indexed* levels as of June 30 of each year. On June 30, 2023, that account had an accrual balance of \$363 million. The *indexed* threshold for the 1.5% surcharge was \$150.2 million. This threshold is the higher of \$100 million or \$150.2 million indexed to increase in the system compensation base. Because the balance in that account was above the threshold, the 2024 contribution rates for employers, other than new employers, did not include a surcharge.



ANNUAL CONTRIBUTION RATE CALCULATION

- A rate is calculated in eight steps, using data through the previous June 30. Items underlined appear on Forms ID-40Q or ID-40R/S. Items in italics are defined following the table.
 - 1) Calculate the Benefit Ratio**
 - Divide the *net benefits charged* or the 12 quarters ending June 30, by the employer's 3-year compensation base.
 - 2) Calculate the Reserve Ratio**
 - Subtract the cumulative benefit balance (includes system unallocated charges) from the net cumulative contributions balance (less administrative cost-plus repayment tax and pooled credit) to obtain the reserve balance. Divide the reserve balance by the 1-year compensation base. Subtract the reserve ratio from the benefit ratio.
 - 3) Calculate the Pooled Credit Ratio, if any**
 - Divide the balance in the RUI Account above a specified level (indexed \$250,000,000 or higher) by 1-year system compensation base. Subtract the pooled credit ratio from Step 2.



ANNUAL CONTRIBUTION RATE CALCULATION (CONTINUED)

4) Calculate the Basic Contribution Rate

- Multiply the adjusted benefit ratio from Step 3 by 100 and round up to 4 decimal places.

5) Add 0.65% Administrative Charge

6) Calculate the Surcharge and add to Step 5

- See the chart “Determining the Surcharge Rate.”

7) Calculate the Pooled Charge Ratio, if any, and add to Step 6

- For each employer, whose rate is over the maximum or less than zero, multiply their 1-year compensation base by the portion of the rate outside the limits. If the sum of the amounts is positive, divide it by the ‘adjusted’ system compensation base.

8) Reduce rates over the maximum to the maximum and increase rates less than the minimum to the minimum rate.

- See section “Rate Determination Overview” for minimum and maximum rates.



ANNUAL CONTRIBUTION RATE CALCULATION

- **Net Benefits Charged**

- *Net Benefits Charged* includes all the benefits paid to employees of the base year employer, except benefits paid by reason of a strike, less all the benefits recovered which had previously been charged to the employer.

- **Rate Notices**

- Employers receive Forms ID-40R/S no later than October 15, which provides information required by law and necessary to pay your contributions for the next calendar year. Employers receive Form ID-40Q during the third month, after the end of the calendar quarter, which shows the employer's cumulative benefit charges and credits, and lists their subsidiaries. Employers may receive these forms by mail or through ERS.



HOW WE CALCULATE YOUR CONTRIBUTION RATE

<u>RATE COMPONENT</u>	<u>2024</u>
3 Year (Yr.) Net Benefits Charged	\$8,117,522.25
<i>Divided by</i> 3 Yr. Compensation Base	\$212,765,445.94
<i>Equals the</i> Benefit Ratio	0.0382
Net Contribution Balance	\$44,501,708.45
<i>Minus the</i> Cumulative Benefit Balance	\$39.949,582.14
<i>Equals the</i> Reserve Balance	\$4,552,126.31
<i>Divided by</i> 1 Yr. Compensation Base	\$73,514,768.77
<i>Equals the</i> Reserve Ratio	0.0619
Benefit Ratio <i>minus the</i> Reserve	
Ratio <i>minus the</i> Pooled Credit: Subtotal (<i>times 100</i>)	-2.37% (*)
<i>Plus the</i> RUI Admin Fund Component	0.65
<i>Plus the</i> Surcharge Rate, if applicable	0.00
<i>Equals the</i> Contribution Rate	0.65%

* If less than 0, then it becomes 0



UNITED STATES OF AMERICA
RAILROAD RETIREMENT BOARD
844 NORTH RUSH STREET
CHICAGO, ILLINOIS 60611-1275

09/22/23

Your Employer No.

QUARTERLY NOTICE TO EMPLOYERS – RAILROAD UNEMPLOYMENT INSURANCE ACT

The following figures are your charges and credits for the quarter ending 06/30/2023:

+ Gross sickness benefit charges	+ \$	264,126.51
- Sickness benefit recovery credits	- \$	184,764.64
= Net sickness benefit charges	= \$	79,361.87
+ Gross unemployment benefit charges	+ \$	67,969.15
- Unemployment benefit recovery credits	- \$	30,025.77
= Net unemployment benefit charges	= \$	37,943.38

Net unemployment and sickness benefit charges for this quarter \$ 117,305.25

The Railroad Unemployment Insurance Act requires us to notify you quarterly of your contribution balance and benefit balance as computed through the last day of the previous quarter. Your balances are :

		<u>As of 06/30/2023</u>
+ Cumulative total contributions	+ \$	54,987,630.72
- Cumulative administrative contributions	- \$	10,896,490.53
+ Cumulative repayment taxes	+ \$	317,677.36
+ Cumulative pooled credits	+ \$	92,890.90
= Net cumulative contribution balance	= \$	44,501,708.45
+ Cumulative net benefits charge	+ \$	46,494,958.56
+ Cumulative unallocated charge	+ \$	6,545,376.42-
= Cumulative benefit balance	= \$	39,949,582.14

Your Employer No.

To better understand your quarterly notice, we suggest that you compare these figures with those we furnished to you on your last quarterly notice. The differences between those totals and the above totals reflect your net balances for the quarter ending **06/30/2023**.

The following employers were included in your current cumulative balances:

<u>Employer Number</u>	<u>Name</u>
1. 1234	ABC Railroad Company
2. 5678	Beach Trails Railway Company
3.	
4.	
5.	
6.	
7.	
8.	
9.	
10.	
11.	
12.	
13.	
14.	
15.	
16.	
17.	
18.	
19.	
20.	

If you have any questions regarding this notice, please contact the Quality Reporting Service Center at (312) 751-4992.

UNITED STATES OF AMERICA
RAILROAD RETIREMENT BOARD
844 NORTH RUSH STREET
CHICAGO, ILLINOIS 60611-1275

10/05/23

Your Employer No.

ANNUAL NOTICE TO EMPLOYERS - RAILROAD UNEMPLOYMENT INSURANCE ACT

The Railroad Unemployment Insurance Act requires that we annually notify you by October 15 of certain information used to calculate your contribution rate for the following year. We used the following figures to calculate your contribution rate for 2024 which is .65 percent:

<u>Step</u>	<u>As of 06/30/2023</u>
A Net Benefit charge for 12 calendar quarters	\$ 8,117,522.25
B 3-year compensation base	\$ 212,765,445.94
C Benefit Ratio (A divided by B) rounded	0.0382
D Net cumulative contribution balance	\$ 44,501,708.45
E Cumulative benefit balance	\$ 39,949,582.14
F Reserve balance (D minus E)	\$ 4,552,126.31
G 1-year compensation base	\$ 73,514,768.77
H Reserve Ratio (F divided by G) rounded	\$ 0.0619
	<u>For Calendar Year</u>
	<u>2024</u>
I Basic contribution rate (C minus H minus Pooled Credit Ratio) x 100	2.37-%
J Basic contribution rate adjusted for minimum (maximum of I or Zero)	% 0.00
K Administrative fund charge (fixed rate)	0.65 %
L Surcharge rate	.00 %
M Computed contribution rate (J+K+L+Pooled Charge Ratio)	.65 %
N Contribution rate adjusted for maximum or new employer calculations	.65 %

The above figures were used in the calculation of your contribution rate for 2024. If you follow the figures listed in steps A through N, you will be able to arrive at your calculated rate as shown in step N. Please note that the calculations in steps A-H reflect the combined activity of all employers within your joint account as listed on your September 2023 quarterly report.

Your Employer No.

Your contribution rate for 2024 is .65 percent. Use this rate in computing the amount of contributions payable based on compensation paid to your employees for days in 2024. Contributions payable based on compensation paid for days in periods earlier than 2024 must be computed using the rate applicable to the period for which compensation was earned.

If you believe your rate of contribution for 2024 is incorrect, you have the right under section 345.307 of the Regulations (20 CFR 345.307) to request reconsideration of your rate of contribution under the Railroad Unemployment Insurance Act. A request for reconsideration must be submitted in writing and filed with the Director of Policy and Systems within 90 days from the date of this notice.

Annual Proclamation

The following system level information is used in calculating your rate. This system level information is the same for all employers for this year.

The following system level information applies to the Railroad Unemployment Insurance Account as of **June 30, 2023**:

• RUI Account Balance	\$	363,050,002.39
• System Compensation Base	\$	4,152,337,222.44
• Cumulative System Unallocated Charge Balance	\$	476,329,911.37-

This information pertains to the calendar year beginning **January 1, 2024**:

• System Pooled Credit Ratio*	0.0000
• System Pooled Charge Ratio**	0.00
• Administrative Fund Charge (Fixed Rate)	00.65 %
• System Surcharge Rate	.00 %
• Maximum Contribution Rate	12.00 %
• Contribution Rate For New Employers	4.58 %

 * *Pooled Credit Ratio*- When the RUI account balance is above the indexed \$250 million amount, the excess is 'refunded' to the employers in the form of a rate reduction. The pooled credit ratio is any excess over the indexed \$250 million amount divided by the system compensation base. Each employer's tax rate, prior to application of individual maximum and minimum limitations, is reduced by that same amount.

** *Pooled Charge Ratio*- Compare contributions which will be foregone due to the maximum contribution rate (step N) to contributions gained due to the minimum (step J). If the former exceeds the latter, there is a pooled charge ratio to make up the difference.

WEBSITE RESOURCES FOR EMPLOYERS

- **RRB Website:** <https://www.rrb.gov>
- **Surcharge/Pooled Credit Notification:**
<https://www.rrb.gov/Newsroom/NewsReleases/RetirementUnemploymentInsuranceTaxes>
- **Financial, Actuarial, & Statistical:**
<https://www.rrb.gov/index.php/FinancialReporting>
- **News Releases:**
<https://www.rrb.gov/index.php/NewsRoom/NewsReleases>

